



June 5, 2020

Dear Parents and Guardians,

It has been a great pleasure working with your children all year long. We are truly amazed by their progress and resilience throughout this year's challenges. We hope you and your family will manage to enjoy some relaxing time over the summer.

As you may know, summertime can result in a significant loss of academic and language skills when students do **not engage at all** in learning activities. This phenomenon is also known as the **summer slide** or **summer loss**. Research shows that students who **continue** engaging in learning during school breaks will better retain the concepts they have learned during the school year. This is particularly important when it comes to **reading and foreign language skills**.



Engaging in learning does not mean that your child should do math worksheets and study French vocabulary lists every single day of the summer. Learning happens through multiple ways and Summer is the perfect time to make it more fun and explore interests that match your child's own learning style. Engaging in physical activities, hands-on exploration, interacting with siblings or the adults in the house, playing board games, making crafts, cooking, drawing, or singing are a couple of many ways to keep a learning mindset.

To prepare for the next grade level, it is important that your child maintains his/her exposure to **French language** to minimize language loss and stays engaged with **reading**. We recommend a minimum of **15 minutes of French** and **15 minutes of independent English activities daily**. Additionally, it is strongly recommended that students listen to an expert reader (parent/guardian, older sibling, or audiobook) who can model fluency and accurate reading for **at least 15 minutes a day**. You will find a list of recommended websites and suggestions of activities on the next page. We also encourage you to keep track of these daily activities in a document such as [this one](#) or in a summer journal (see instruction below). It is a good way to keep your child motivated and give him/her a sense of accomplishment. These resources are meant to offer some guidance but as they are optional, the pedagogical team will not be able to provide support during the summer.





Additionally, putting on favorite movies or cartoons in French on Netflix, Amazon Prime, Disney+, etc. is a good way to increase exposure to French language. You can also practice mental math by playing board games where children must add up points, or when you're at the grocery store you can ask your child to mentally calculate the prices of different items. This is an easy way to practice math that shows kids how useful math is in real life!

And of course, reading with your child is *always* helpful. The reading you do with your child does not necessarily need to be in French--the simple act of reading aloud regularly and discussing favorite books in English will help with French reading and writing as well.

We look forward to seeing our students back in August. Have a great summer!

LFNO 2nd grade Team

NB: all summer packets can be printed and picked up at school upon request. Please contact ddufauchard@lfno.org and specify your child's grade level.

How to create your summer journal Comment créer ton Journal de vacances



Chaque jour écris une phrase ou des mots en français pour raconter tes vacances d'été. Dans ton journal, tu peux coller des photos ou des images. Tu peux aussi dessiner si tu le souhaites.

Every day write a sentence or a few words in French telling about your summer break. You can glue photos or pictures in your journal. You can also draw if you would like.



French recommended websites

Name of website (include the link in an hyperlink)	Type of resources available on this website	Recommended time or number of activities on the website	Recommended complementary activities
https://www.logicieleducatif.fr/math/calcul/calc.php	Additions with several levels	Play 15 min Choose level 1 to 5	Say the numbers aloud before calculating
https://www.logicieleducatif.fr/math/calcul/comp100.php	Practice calculation until 100	Play 15 min	Read the number and say them aloud before calculating.
https://www.logicieleducatif.fr/math/calcul/tablesmultiplication.php	multiplication	Play 15 min Table de 2 et 5	Say the multiplication aloud before reading.
https://www.logicieleducatif.fr/math/calcul/table-de-soustractions.php	subtraction	Play 15 min	
https://www.logicieleducatif.fr/francais/lecture/lecture6.php	Reading, game : “guess who”	Play 15 min, choose level 1,2 or 3.	Read aloud while playing.
https://www.logicieleducatif.fr/francais/lecture/qui-est-ce-garcon-2.php	Reading, game : “guess who”	Play 15 min, choose level 1,2 or 3.	Read aloud while playing.
https://www.logicieleducatif.fr/francais/lecture/qui-est-ce-fille-2.php	Reading, game : “guess who”	Play 15 min, choose level 1,2 or 3.	Read aloud while playing.
https://www.logicieleducatif.fr/francais/lecture/lecture1-jeunes-lecteurs.php	Lecture de consigne	Play 15min.	Read aloud while playing.
https://comptines.tv/	Songs	Sing for 15 min.	Discover songs, listen and sing them
https://www.ecoledesloisirs.fr/une-journee	Several great picture books. Pick a theme and scroll down to the bottom to watch a book.	Watch one story at least twice.	Draw your favorite moment. Write the name of the book on top of the page and write a short sentence explaining why you liked this episode in French or English (or tell someone).
https://www.disneyplus.com/ https://www.netflix.com/Kids	Cartoons in french (subscription needed)	20 minutes to 1 hour	If you have a subscription, watch cartoons available in French. What words/sentences do you understand? Teach them to someone at home!




Paper-based activities (to be printed):

1-A booklet with several activities (one activity per page, one page per day)

Cahier de vacances d'été : école de crevette

https://drive.google.com/file/d/1-g_harKz-KQxeVRXSdCjhq4hwbQblICP/view?usp=sharing



2- Five short texts (second-grade level) with comprehension questions (see below). Do one text per week.



Lecture 1 : La ferme de papi

Super, vendredi je vais chez papi à la ferme.
Je vais retrouver Léon le cochon.
Je vais caresser Médor le Labrador.
Je vais monter mon cheval et retrouver
Biquette ma chèvre préférée.
Nous dégusterons des tartes aux pommes du jardin.






1) Où habite papi ?

.....

2) Entoure la maison de papi



3) Trouve les animaux préférés de l'enfant.



4) A quoi sera la tarte qu'ils vont manger ?

.....



Lecture 2 : Le goûter

Pour le goûter, Sandrine a invité tous les camarades de sa classe.

Elle a préparé un gâteau au chocolat.

Chaque invité a reçu une part de gâteau et un jus d'orange.

« Quelle merveilleuse après-midi ! » ont dit les invités.

1) Sandrine a préparé quoi ? Entoure la bonne réponse.



2) L'histoire se passe à quel moment de la journée ? Entoure la bonne réponse.

Le matin

L'après-midi

Le soir

3) Qui était invité ?

.....

4) Qu'est-ce qu'elle a donné à manger ?

.....

5) Qu'est-ce que les invités ont dit ?

.....



Lecture 3 : Au marché

Comme chaque dimanche matin, Lola va au marché. Aujourd'hui elle a acheté quelques fruits: mangues, melon, pastèque, abricots et quelques légumes: poivrons, concombres, tomates, oignons. Ensuite, elle a choisi un beau bouquet de tulipes rouges et jaunes. Elle va le déposer dans le grand vase qui est sur la table du salon.

1) Qui va au marché?

.....

2) Quel est le jour du marché?

.....

3) Barre l'intrus?

Abricots pastèque melon ananas mangues.

Poivrons aubergines concombres tomates oignons.

4) Surligne ce que Lola a choisi. Utilise les couleurs données dans le texte.

5) Où va-t-elle les déposer?

.....



Lecture 4 : A la récréation

Pendant la récréation, Nous avons joué à cache-cache. Julie s'est caché derrière la poubelle. Tom s'est caché derrière un arbre. Luc s'est caché dans les toilettes. Moi j'ai compté jusqu'à 100. Ensuite j'ai commencé à chercher mes amis. En premier j'ai trouvé Julie et Tom. Mais nous n'avons pas trouvé Luc. Nous l'avons dit à la maîtresse puis nous avons changé de jeu. Nous avons décidé de jouer à chat perché tous les trois. A la fin de la récréation, la maîtresse a trouvé Luc dans les toilettes. Elle était très fâchée.

1) Où se passe l'histoire ?

.....

2) Combien d'enfants jouent ?

.....

3) Où est caché Tom ?

.....

4) A quel jeu jouent les enfants ?

.....

5) Pourquoi la maîtresse est-elle fâchée ?

.....



Lecture 5 : A la ferme

Aujourd'hui je vais à la ferme chez grand-mère avec mon petit frère et papa. J'aime aller chez grand-mère, il y a plein d'animaux. Elle a des taureaux, des chevaux, une chèvre et des chevreaux.

Nous arrivons chez grand-mère à 4h. Elle a préparé un goûter avec des tartines au chocolat et du jus d'orange. Ensuite, nous allons donner à boire aux chevaux. Grand-mère a deux chevaux, un cheval noir et un cheval blanc. Après nous allons nourrir les chevreaux avec mon petit frère. Il a un peu peur des chevreaux mais moi je suis grand alors je n'ai pas peur.

1) Où se passe l'histoire ?

.....

2) Qui sont les personnages ?

.....

3) Quels animaux grand-mère a-t-elle ?

.....

4) Qu'est-ce qu'il y a pour le goûter ?

.....

5) Qui a peur des chevreaux ?

.....



ELA

Dear Rising Third Graders,

Summer is a great time to read for fun! The [New Orleans Public Library](#) will have lots of reading programs and books that are just right for you to read. Here is a list of some books based on topics that will be discussed next year. To get you started reading at home or on vacation, follow your own interests, read a little bit every day, and have fun reading.

Please choose at least one non-fiction book, and **at least the required fiction book**: the first [Magic Treehouse Book: Dinosaurs Before Dark](#). Log these books on the attached reading log.

In addition to physical copies of books, the [New Orleans Public Library](#) YouTube, [Libby](#) is a free reading app and [storylineonline.net](#) are great resources that provide digital books that can be downloaded onto a device. Once you are finished, spend some time thinking about what you have read. Choose one activity and complete it on the writing template that is attached to this packet. Here are the options:

Several writing projects can help you reflect on your reading; **select at least one** to complete and share out with your class:

- You can write a paragraph about what you liked about the book.
 - You can write a paragraph about what you did not like about the book.
 - You can create a visual display of the setting and characters using posterboard or cardboard.
 - You can film a "movie" adaptation of the book.
 - You can write an alternative ending to the story.
 - You can conduct research on the author of the book.
 - You can pretend you are interviewing one of the characters in the book, and write down their answer to your questions.
- **LEXIA** is available during the summer. If your student has not completed **level 11** on LEXIA please continue to work towards this goal over the summer.

See you all soon,

The ELA Team



<p>Fiction</p> <ul style="list-style-type: none"> • The Great Cake Mystery Precious Ramotswe's Very First Case by Alexander McCall Smith. • Dragons in a Bag by Zetta Elliott. • Mac Undercover (series) by Mac Barnett. • Beatrice Zinker, Upside Down Thinker by Shelley Johannes • The Gumazing Gum Girl: Chews Your Destiny by Rhode Montijo • Knights vs. Dinosaurs by Matt Phelan • The Great Cake Mystery Precious Ramotswe's Very First Case by Alexander McCall Smith. • Max's Dragon Shirt by Rosemary Wells 	<p>Economics</p> <ul style="list-style-type: none"> • Alexander Who Used to Be Rich Last Sunday by Judith Viorst • Abuela's Weave by Omar Castaneda • Boom Town by Sonia Levitin • The Go Around Dollar by Barbara Johnston Adams • The Berenstain Bears' Dollars and Sense by Stan and Jan Berenstain 	<p><u>"Louisiana: Folktales, Government, and Citizenship"</u></p> <ul style="list-style-type: none"> • We the People: The Constitution of the United States by Jean Fritz • Constitution Translated for Kids by Cathy Travis • Knowing your Civil Rights by Christin Ditchfield • A Kids's Guide to America's Bill of Rights by Kathleen Krull, illustrated by Anna DiVito • The US Congress for Kids • By Ronald A Reis • The Louisiana Purchase: From Independence to Lewis and Clark, Michael Burgan • • How We Crossed the West: The Adventures of Lewis and Clark, Rosalyn Schanzer • Thunder Rose, Jerdine Nolen • Swamp Angel, Anne Isaacs • Introduction, "Buffalo," and "Kidnapped" from Lewis and Clark and Me: A Dog's Tale, Laurie Myers
<p>Non-Fiction:</p> <ul style="list-style-type: none"> • National Geographic Kids Ultimate Weird but True: 1,000 Wild & Wacky Facts and Photos. • Zoo in the Sky: A Book of Animal Constellations by Jacqueline Mitton • "Pirate Treasure!" from Magic Tree House Fact Tracker: Pirates, Will Osborne and Mary Pope Osborne • Finding the Titanic, Robert Ballard • "Missing Mona" from Scholastic • "The Gold Rush" from Do California!, Splash Publications 	<p>Age of Exploration:</p> <ul style="list-style-type: none"> • Samuel de Champlain: From New France to Cape Cod, by Adrianna Morganelli • Ponce de León: Exploring Florida and Puerto Rico, by Rachel Eagen • John Cabot, by Kristin Petrie • The Life and Times of John Cabot, by Earle Rice, Jr. • Henry Hudson, by Kristin Petrie 	<p>Colonial Tales</p> <ul style="list-style-type: none"> • African-Americans in the Thirteen Colonies (Cornerstones of Freedom), by Deborah Kent • Anne Hutchinson's Way, by Jeannine Atkins • Colonial Life (A True Book), by Brendan January • Exploring and Settling America, edited by E. D. Hirsch, Jr. • If You Sailed on the Mayflower in 1620, by Ann McGovern



2nd Grade Dolch Sight Words

always	gave	these
around	goes	those
because	green	upon
been	its	us
before	made	use
best	many	very
both	off	wash
buy	or	which
call	pull	why
cold	read	wish
does	right	work
don't	sing	would
fast	sit	write
first	sleep	your
five	tell	
found	their	



3rd Grade Dolch Sight Words

about
better
bring
carry
clean
cut
done
draw
drink
eight
fall
far
full
got
grow

hold
hot
hurt
if
keep
kind
laugh
light
long
much
myself
never
only
own
pick

seven
shall
show
six
small
start
ten
today
together
try
warm

